

THE WORLD'S FASTEST AUTOMATED CELL COUNTER

LESS THAN 1 SEC!

EVE™ PLUS



EVE™ PLUS, Automated cell counter, with states-of-the-art optics provides image analysis for cell counting. The EVE™ PLUS is a benchtop size counter, designed to measure live, dead, and total counting, which gives us capability for viability with accuracy.

Key features and benefits

FAST

- Count less than 1 second

EASY

- Trypan blue staining method
- Auto focus, Manual focus
- Monitor to view the cell images
- Not required maintenance
- Small and compact (benchtop size)

ACCURATE

- Automated image analysis
- Count aggregated cell
- Cell size gating function (select range of cell size)
- Applicable for broad range of cell sizes and types

Convenient for use

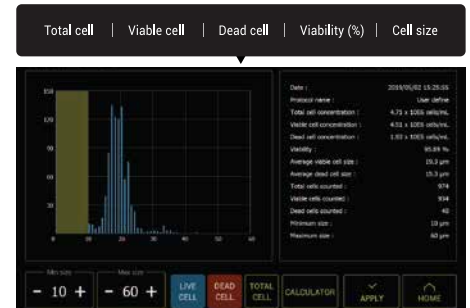
STEP 01. Load the sample



STEP 02. Adjust the focus

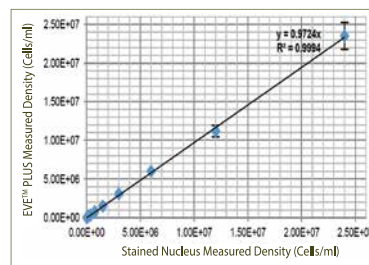
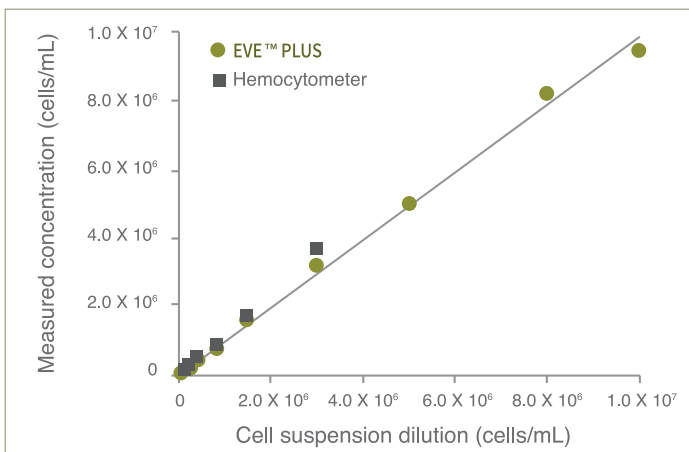


STEP 03. Get the results



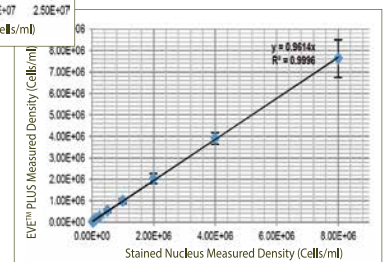
Results of Accuracy test

Measuring from the EVE™ PLUS extends further the high concentration range than hemocytometer readings




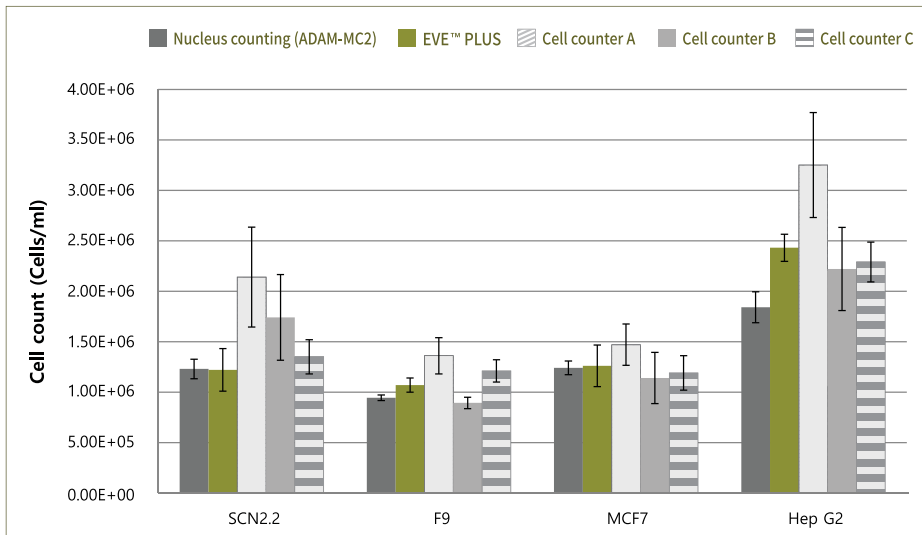
◀ Single cell

Clumped cell ▶



The World's Fastest Automated Cell Counter

Results of Correlation test (Clumped cell)



Clumped cells were counted with EVE™ PLUS, nucleus counting, and the automated cell counters A, B, C. NanoEnTek's ADAM-MC2 device was used for nucleus counting. It is accurate in clumped cells by counting the stained nuclei through the PI staining method. EVE™ PLUS is comparable to the nucleus counting for all cell lines with accuracy and precision. The other automated cell counters A, B, and C were shown inaccurate numbers in the clumped cell. EVE™ PLUS identifies and counts the individual cells within the clumpy cells for accurate analysis.

Cell lines validated on EVE™ PLUS

Cell Type	Animal	Organ	Growth Properties
HeLa	Human	Skin	Adherent
NIH-3T3	Mouse	Embryo	Adherent
U-2 OS	Human	Bone	Adherent
Jurkat	Human	Blood	Suspension
KG-1	Human	Blood	Suspension
HepG2	Human	Liver	Adherent
Hep3B	Human	Liver	Adherent
LNCaP	Human	Prostate	Adherent
SH-SY5Y	Human	Brain	Adherent
SCN2.2	Rat	Brain	Adherent
F9	Mouse	Embryo	Adherent
MCF7	Human	Breast	Adherent
A549	Human	Lung	Adherent
GH3	Rat	Pituitary gland	Adherent

Specifications

Item	Description
Counting time	<1 sec (Manual focus) <10 sec (Auto focus)
Cell measurement range (cells/mL)	1 x10 ⁴ - 2x10 ⁷
Cell size range	5 - 60 μm
Sample volume	10μL
Staining Method	Trypan blue stain
Display	Tablet PC
Exporter formats	JPEG(image), CSV(raw data), PDF
Data export	USB drive, Wifi
Dimensions	27.4(w) x 23.3(d) x 27.4(h) cm
Weight	4 kg
Technical support	provide remote assistance

Ordering information

Cat. No.	Description	Contents
EVE-MC2	EVE™ PLUS, Automated cell counter	Main device, Power supply, USB Wifi dongle, EVE™ Cell counting slide (50 slides)
EVS-050	EVE™ Cell counting slide	50 slides (100 counts)
EVS-1000	EVE™ Cell counting slide	1,000 slides (2,000 counts)
EBB-001	Test beads Concentration (avg.) 1.0 x 10 ⁶	1mL

EVE™ PLUS

Industriestrasse 12
CH-6210 Sursee

mail@witec.ch

T 041 250 53 57



experts in life science products



FOR RESEARCH USE ONLY.
This product is not approved for diagnostic or therapeutic use.

NanoEntek, Inc.
851-14, Seohae-ro, Paltan-myeon, Hwaseong-si, Gyeonggi-do,
18531, Korea Tel: +82-2-6220-7940 / Fax: +82-2-6220-7999

NanoEntek America, Inc.
220 Bear Hill Road, Suite 102, Waltham, MA 02451, USA
Tel: +1-781-472-2558 / Fax: +1-781-790-5649

[website](http://www.nanoentek.com) www.nanoentek.com
[e-mail](mailto:sales@nanoentek.com) sales@nanoentek.com