

A HIGH-THROUGHPUT MULTI-CELL COUNTER

EVE™ HT

AN IDEAL CELL COUNTER YOU CAN TRUST



EVE™ HT

A HIGH-THROUGHPUT MULTI-CELL COUNTER

Consistency in result is essential

The EVE-HT is an high-throughput automated multiple cell counter, providing 48-sample counting in just 3 minutes to analyze primary cells and cell lines.

With small sample volume and extensive capacity, the EVE-HT provides consistent cell counting and viability measurements.

Simple yet Sophisticated Cell Counter

EVE-HT may offer you a better cell counting method.

48 counts

Up to 48 samles at a time

The EVE-HT holds up to 48 samples per run. So have your 48 samples ready to go. Each plate contains 48 wells for sample and be counted all at once in just 3 minutes.

3 minutes

Results in no time

All you need is 3 minutes of your time to count 48 samples using the EVE-HT. You do not need to wait any longer to get your results.

10 µL samples

More than enough to count your cells

The EVE-HT only requires 10 µL of sample in each well, so you do not need to obtain a large volume of sample for cell counting. The smaller the sample volume, the less materials consumed.

User-independent consistency

Consistent results regardless of users

Not only does it provide accurate measurements, the EVE-HT is a stable cell counter, limiting possible user variation.

48x

3 min



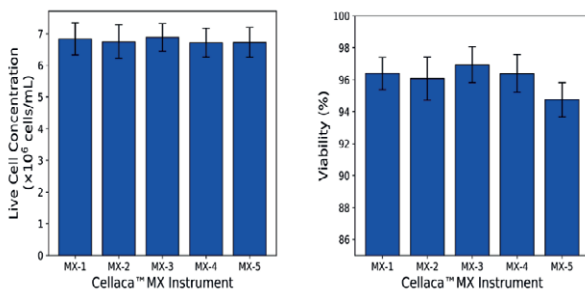
Plate-based trypan blue counting assay

Using a highly efficient disposable plate with trypan blue staining method, the EVE-HT performs 48-sample counting at once, not only leading to economic and time-saving outcome, but also preventing possible cross-contamination.

High Instrument-to-instrument accuracy

A sample of healthy CHO cells was gently mixed and stained 1:1 with 0.2% Trypan blue.

- The stained CHO cells were pipetted into 20 Cellaca™ MX counting chambers (10 on each of the 2 plates).



Cellaca™ MX Precision	CHO Total Conc. (CV)	CHO Live Conc. (CV)	CHO Viability (CV)
Well to Well	5.5%	5.7%	0.9%
Plate to Plate	3.4%	3.2%	0.3%
Instrument to Instrument	1.7%	2.0%	0.7%
System-Wide Precision	7.0%	7.3%	1.3%

The 5 instruments showed a maximum variation of less than 2.4% for live cell concentration and less than 2.3% for viability.

Low plate-to-plate variation

Cellaca MX plates are made in the USA to exacting standards. This ensures accurate cell counts you can trust across manufacturing lots of Cellaca plates. The individually loaded samples (83 plates) by multiple users over multiple weeks a count of ~ 2x10⁶ cells/mL CHO-s cells with Trypan Blue yielded a CV less than 6%

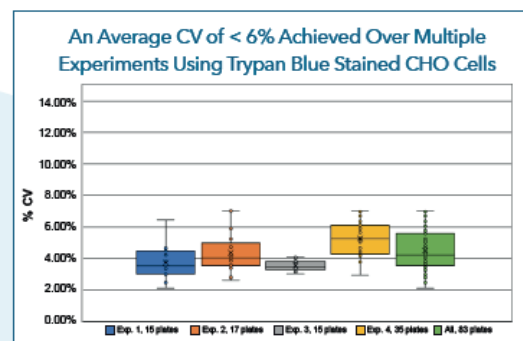



Figure 3. CHO cells stained with trypan blue were shown to have a CV of 6% or less over 4 independent experiments totaling 83, 24-well plates (1,992 samples).

Advanced counting - Declustering technique

Count clumped and irregular-shaped cells with declustering technique as the EVE-HT offers reliable measurement and results you need.



- Individual counts of aggregated and irregular-shaped cells
- Accurate count based on cell sizes and shapes
- Debris exclusion from results

● Fulfilling 21 CFR Part 11 Compliance

Electronic records and signatures complying with the FDA requirements for 21 CFR Part 11 are easily manageable using the EVE-HT. The EVE-HT regulates electronic records and signature by only allowing specific user(s) to modify data. Every action of user is recorded in an audit trail, displaying date, time and specific details of every action. Now, efficiently manage records and history with the EVE-HT.

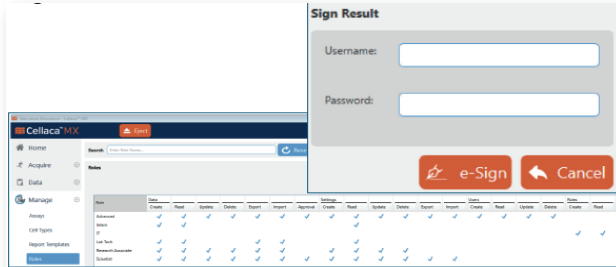


Figure 6. Different user roles can be assigned in 21 CFR Part 11 module. An electronic signature can be applied to the results.

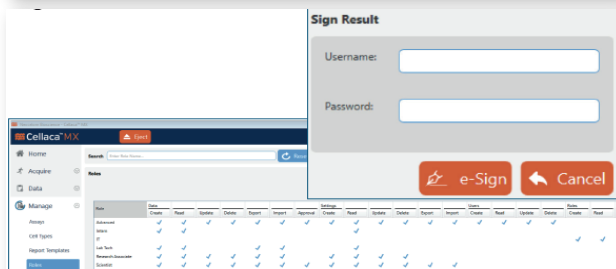


Figure 6. Different user roles can be assigned in 21 CFR Part 11 module. An electronic signature can be applied to the results.

- » Data management
- » User management
- » Electronic signatures
- » Audit trail

Ordering Information

Catalog No.	Product Description
EVE-HT	EVE-HT systems
EVE-HT Starter Kit	Counting plate (48 channels)
	Mixing plate (96 wells)
	Trypan blue
	Test beads
	Reservoir

Specification

Item	Description
Channels (optics)	Bright field
Staining method	Trypan blue
Counting Speed	< 3 minutes (48 samples)
Loading sample vol.	10 µL / channel
Measurement range	1 x 10 ⁴ – 2 x 10 ⁷ cells/mL
Optimal measurement range	1 x 10 ⁵ – 1 x 10 ⁷ cells/mL



Item	Description
Cell size range	1 - 85 µm
Optimal cell size range	5 - 80 µm
21 CFR Part 11	Yes 10 µL
Operation System	Windows 10
Dimensions	
Weight	



Industriestrasse 12
CH-6210 Sursee
mail@witec.ch
T 041 250 53 57



NanoEntek, Inc.

Head Office
12F, 5, Digital-ro 26-gil, Guro-gu, Seoul, 08389, Korea
Tel: +82-2-6220-7940 / Fax: +82-2-6220-7999

NanoEntek America, Inc.
220 Bear Hill Road, Suite 102, Waltham, MA 02451, USA
Tel: +1-781-472-2558 / Fax: +1-781-790-5649

website www.nanoentek.com
e-mail sales@nanoentek.com