

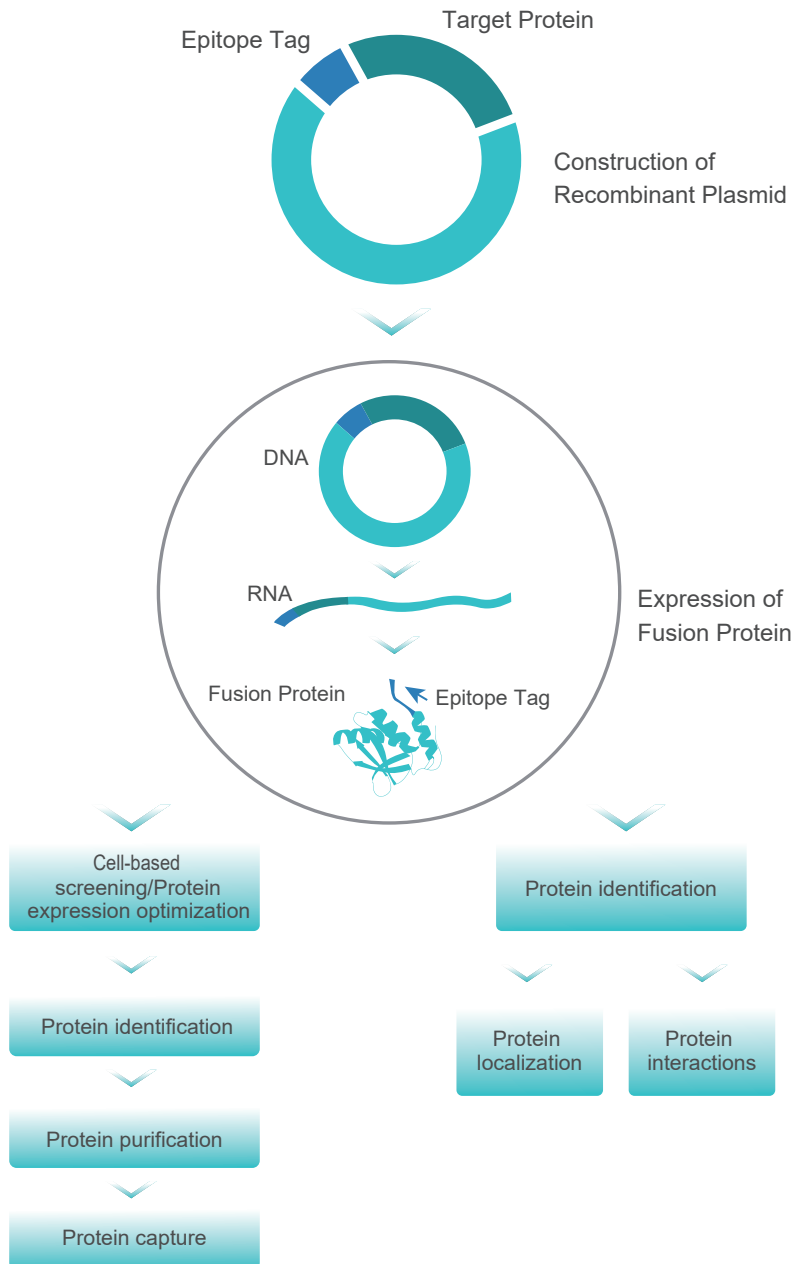
# Epitope Tag Antibodies

Simplify your protein research with GenScript's high-quality epitope tag antibodies.



# Epitope Tags in Protein Research

Recombinant DNA technology allows researchers to construct fusion proteins which express the gene of interest fused with an epitope tag. The use of epitope tags enables screening, detection, and purification of recombinant proteins, and eliminates the need to generate a different antibody for each newly purified protein. The most commonly used epitope tags include His, GST, Flag, cMyc, HA, V5, and Strep II.



Epitope Tags in Protein Research

## Popular Epitope Tags

Tag	Amino Acid Quantity	Sequence /Size	Description
His	6	HHHHHH	Easily integrated into various expression vectors; widely used for protein purification; low immunogenicity; His-tagged fusion proteins are ideal as antigens for antibody generation.
Strep Tag II	9	NWSHPQFEK	Recommended for generation of recombinant proteins for functional analysis; allows purification of proteins by affinity chromatography.
Flag	8	DYKDDDDK	More hydrophilic compared to other tags; does not denature or inactivate fusion proteins; readily used with other affinity tags.
GST	211	26 kDa	Relatively large sized protein tag; helps increase solubility of fusion proteins; can enhance recombinant protein expression in the <i>E.coli</i> system.
HA	9	YPYDVPDYA	Recommended for recombinant proteins for functional studies.
V5	14	GKPIPNLLGLDST	Commonly used in mammalian and insect expression systems.
c-Myc	10	EQKLISEEDL	Widely used epitope tag for immunoprecipitation, western blotting and immunofluorescence applications.

## Epitope Tag Antibodies

GenScript offers more than 90 highly specific monoclonal and polyclonal antibodies against over 30 different tags. They are pre-validated for a variety of immunological applications, such as western blot analysis, immunoprecipitation, immunofluorescence, and affinity purification. Our epitope tag antibodies are manufactured under extensive quality control to ensure optimal sensitivity and consistent high performance.

### Features



High specificity



High sensitivity



Excellent consistency



Wide applications



Premium Rabbit mAbs



Various conjugates



Available in bulk



Extensive quality control

## Popular Epitope Tag Antibodies – Selection Guide

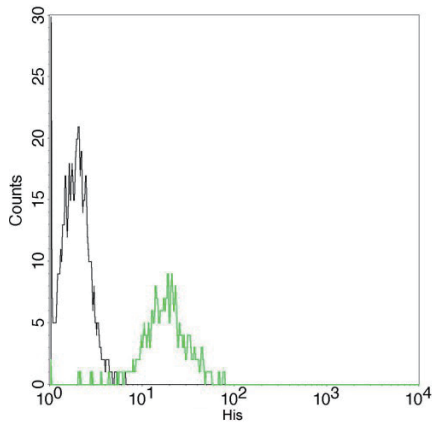
Tag	Ab Type	Unconjugated	Conjugate					
			HRP	Biotin	FITC	iFluor 488	iFluor 555	iFluor 647
His	mAb, Mouse	A00186	A00612	A00613	A01620	A01800	A01801	A01802
	mAb, Rabbit	A01857						
	pAb, Rabbit	A00174		A00205				
Strep Tag II	mAb, Mouse	A01732	A01742	A01737	A01736			
	pAb, Rabbit	A00626	A00875					
Flag	mAb, Mouse	A00187	A01428	A01429	A01632	A01809	A01810	A01811
	mAb, Rabbit	A01868	A01869	A01870	A01871			
	pAb, Rabbit	A00170						
GST	mAb, Mouse	A00865	A00866	A00867				
	pAb, Rabbit		A00130	A00202				
HA	mAb, Mouse	A01244	A01296		A01621	A01806		A01808
	mAb, Rabbit	A01963		A02002				
	pAb, Goat	A00169						
V5	mAb, Mouse	A01724	A01733	A01735		A01803	A01804	A01805
	pAb, Rabbit	A00623	A00877					
c-Myc	mAb, Mouse	A00704	A00863	A00864				
	pAb, Rabbit	A00172	A00173					

Need customization?


From µg to g level, customized buffer components, extensive endotoxin control, GenScript can offer customized antibodies according to your requirements, fully support your protein research.

## Case Study

### Ultra specificity



Flow cytometric analysis of non-transfected or His fusion gene transfected CHO cells using **THE™ His Tag Antibody, mAb, Mouse (GenScript, A00186)** (black and green, respectively). The signal was developed with FITC conjugated Goat Anti-Mouse IgG.



Western blot analysis of cross-reactivity of **MonoRab™ Anti-His Tag (C-term) Antibody (25B6E11), mAb, Rabbit (A01857-40)**

Primary Antibody:

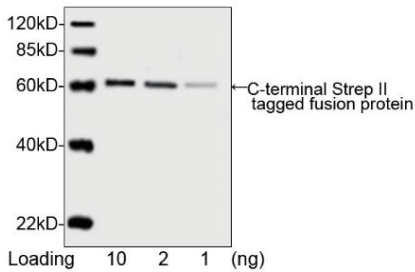
A: MonoRab™ Anti-His Tag Antibody (A01857-40) 1 µg/ml

B: Rabbit IgG (Negative control) 1 µg/ml

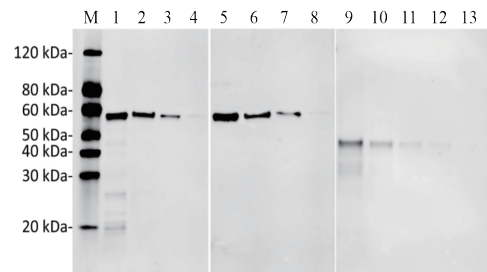
Secondary Antibody:

Goat anti-Rabbit IgG (H&L) [IRDye800] (Licor,926-32211) 0.125 µg/ml

### High sensitivity



Western blot analysis of C-terminal Strep II tagged fusion protein using **THE™ NWSHPQFEK Tag Antibody, mAb, Mouse (GenScript, A01732, 0.2 µg/ml)**. The signal was developed with IRDye™ 800 Conjugated affinity Purified Goat Anti-Mouse IgG.



Sensitivity and specificity of **MonoRab™ DYKDDDDK Tag Antibody, mAb, Rabbit (A01868-40)** to DYKDDDDK-tag fusion protein by Western blot

by Western blot

Loading:

A: N-terminal DYKDDDDK-tagged fusion protein (25 ng, 10 ng, 5 ng)

B: C-terminal DYKDDDDK-tagged fusion protein (25 ng, 10 ng, 5 ng)

C: Internal positions DYKDDDDK-tagged fusion protein (50ng, 25 ng, 10 ng, 5 ng)

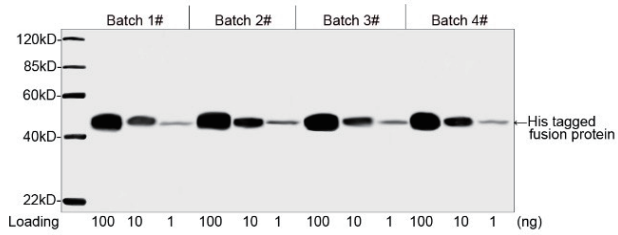
Primary Antibody:

MonoRab™ DYKDDDDK Tag Antibody, mAb, Rabbit (A01868-40) 0.2 µg/ml

Secondary Antibody:

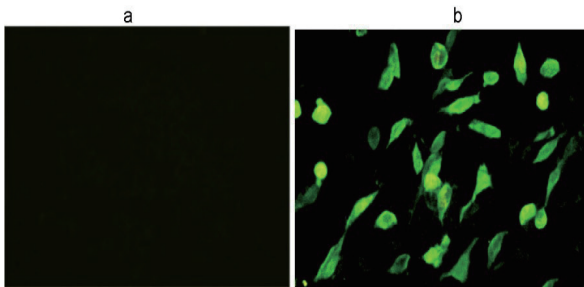
Goat anti-Rabbit IgG (H&L) [IRDye<sup>800</sup>] (Licor,926-32211) 0.125 µg/ml

## Excellent lot-to-lot consistency



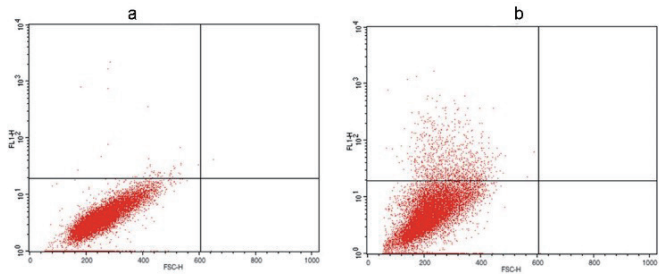
Consistency analysis of Batch 1#, 2#, 3# and 4# of **THE™ His Tag Antibody, mAb, Mouse** (GenScript, **A00186**, 1 µg/ml) by Western blot, showing that signal remains consistent from Lot to Lot. The assay was performed with His-tagged fusion protein. The signal was developed with IRDye™ 800 Conjugated Goat Anti-Mouse IgG.

## Broad range of validated applications



Immunocytochemistry/Immunofluorescence analysis of non-transfected CHO cells (a) or His-tagged protein transfected CHO cells (b)

Using **THE™ His Tag Antibody [iFluor 488], mAb, Mouse** (**A01800-100**, 4 µg/ml).



Flow cytometry analysis of non-transfected CHO cells (a) and V5 fusion gene transfected CHO cells (b) using **THE™ V5 Antibody, mAb, Mouse** (**GenScript, A01724**). The signal was developed with FITC conjugated Goat Anti-Mouse IgG.

## Looking for More Epitope Tag Antibodies?

GenScript also provides antibodies against the following epitope tags. From popular to uncommon epitope tags, there's always a tag antibody for you!

AU1-tag	Avi tag	B-tag	CBP tag	cGFP-tag	DDDDK-tag
E-tag	Fc tag	GFP	HSV-tag	MBP-tag	OLLAS-tag
Protein C -tag (HPC4)	RFP-tag	S1-tag	SNAP-tag	SUMO-tag	T7-tag
tag-100-tag	TAP-tag	TF-tag	Trx-tag	Ty1-tag	Universal-tag
VSV-G-tag					

Check out our full range of epitope tag antibodies. [https://www.genscript.com/epitope\\_antibody.html](https://www.genscript.com/epitope_antibody.html)

## Related Products

### Tagged protein isolation & purification

Type	Product	Cat.No.
Resin	High Affinity Ni-charged Resin	L00223
	Ni Resin FF	L00465
	High Affinity Ni-Charged Resin FF	L00666
	MonoRab™ Anti-DYKDDDDK Affinity Resin	L00766
	Anti-DYKDDDDK G1 Affinity Resin	L00432
	Anti-DYKDDDDK IP Resin	L00425
	Glutathione Resin	L00206
Magnetic Beads	Ni-charged MagBeads	L00295
	AmMag™ Ni Magnetic Beads	L00776
	MonoRab™ Anti-DYKDDDDK Magnetic Beads	L00835
	Glutathione MagBeads	L00327
Kit	GST Fusion Protein Purification Kit	L00207
Peptide	DYKDDDDK Peptide	RP10586

### Tagged protein detection

Cat.No	Product
L00436	His Tag ELISA Detection Kit
L00440B	His Tag Antibody Plate (black, 96 wells, nonremovable)
L00440C	His Tag Antibody Plate (clear, 8x12 strips)
L00440W	His Tag Antibody Plate (white, 96 wells, nonremovable)
L00455B	DYKDDDDK Tag Antibody Plate (Black, 96-well)
L00455C	DYKDDDDK Tag Antibody Plate (Clear, 8X12 strip)
L00455W	DYKDDDDK Tag Antibody Plate (White, 96-well)
L00411	GST tag ELISA Detection Kit

### Tag removal

Cat.No	Product
Z03004	Enterokinase, His, Bovine
Z03030	TEV Protease, His
Z03092	3C protease

Industriestrasse 12  
CH-6210 Sursee

[mail@witec.ch](mailto:mail@witec.ch)

T 041 250 53 57



experts in life science products

**[www.GenScript.com](http://www.GenScript.com)**

GenScript USA Inc. 860 Centennial Ave. Piscataway, NJ 08854 USA

Email [product@genscript.com](mailto:product@genscript.com)

Phone 1-732-885-9188

Toll-Free 1-877-436-7274

Fax 1-732-518-5150